



Highlights:

- 4491 individuals were trained across 111 trainings.
- 40% of trainings focused on social-emotional development.
- 72% of all licensed center-based programs in Delaware participate in Stars.
- There were differences in closure patterns for center-based versus L/FCC programs during COVID-19. Currently, 2% of Stars L/FCC and 18% of center-based programs remain closed or are open virtually.
- TAs ran 8 weekly CoP groups with 95 participants. Four groups were for sites that remained open during the pandemic and four groups hosted closed programs.

Professional Development

Figure 1. Total Live Workshops

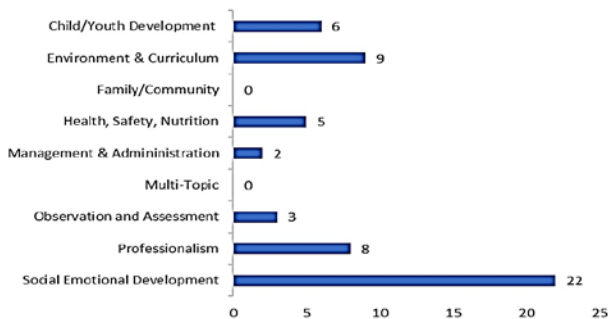


Table 1. Active Sponsoring Organizations

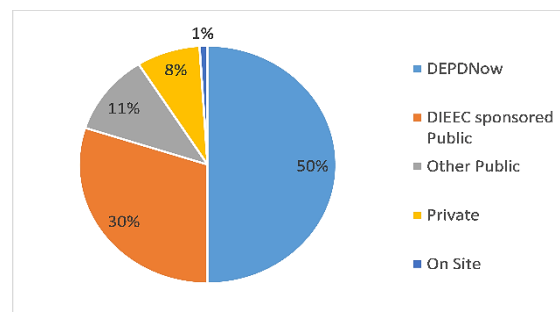
Andrea Prettyman
Delaware Association for the Education of Young Children (DEAEYC)
Delaware Institute for Excellence in Early Childhood (DIEEC)
Department of Education (DOE)/Office of Early Learning (OEL)
The Laughter Remedy

There were 55 live trainings conducted during the quarter, and several of these trainings included multiple sessions. These trainings were sponsored by 5 organizations.

Table 2. Trainings offered July 1-September 30, 2020

Type of Training	Trainings Offered	Total Individuals Trained	Total Hours
DIEEC- sponsored Public	33	318	89
Other Public	12	160	23.5
Private*	9	139	18.5
On Site**	1	29	4
DEPD Now	56	3845	224
TOTALS	111	4491	359

Figure 2. Models for Trainings

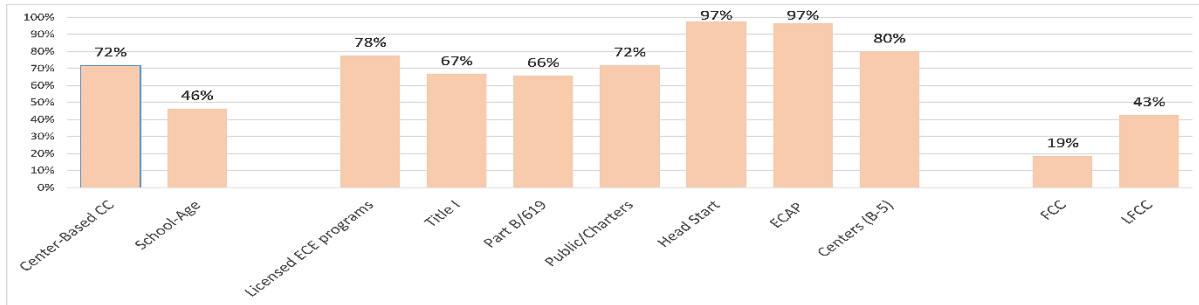


4491 individuals were trained across 111 trainings during this quarter. Trainings were comprised of various models, including DIEEC sponsored public trainings, non-DIEEC (other) public trainings, private, on site, and pre-existing DEPNow trainings. Environment Rating Scale (ERS) and Building on Quality (BOQ) trainings conducted by TAs are included in these totals. All trainings are currently virtual and free to attend.



Delaware Stars

Figure 3. Stars Participation Rates by Program Type as of 9/30/20



As is shown in Figure 3, 72% of child care centers in Delaware are participating in Delaware Stars. Additionally, 19% of FCC and 43% of L/FCC participate in Stars. Participation rates for Title I, Part B, 619, Public Schools, Head Start, and ECAP programs are also presented, and these percentages are relatively stable over time.

Figure 4. Star Level Breakdown for Center-based Programs

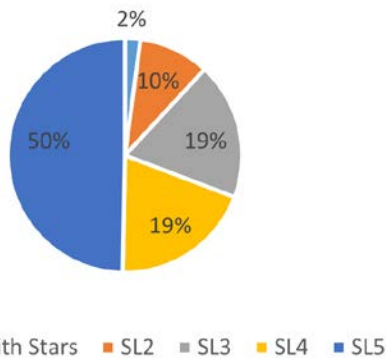
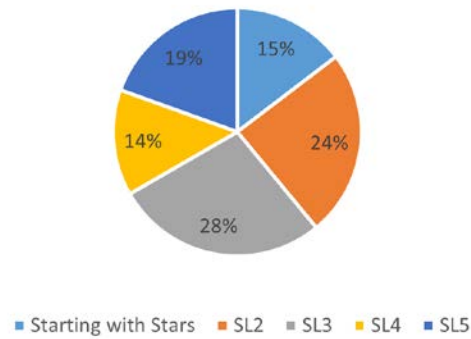


Figure 5. Star Level Breakdown for L/FCC

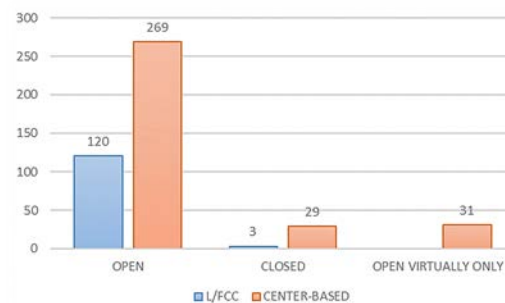


There are large differences in the star level breakdown for center-based and L/FCC programs. Half of all center-based programs are SL5, compared to just 19% of L/FCC programs. Additionally, just 12% of center-based programs are SL1 and SL2, while nearly 40% of L/FCC programs are SL1 and SL2.

Table 3. Quarterly Stars Program Updates

	Center-based	L/FCC
Total closures	3	1
Total withdrawals	0	0
Total enrollments	2	3
Total placed on OCCL enforcement	2	0
Total removed from OCCL enforcement	1	0

Figure 6. Number of Open Stars Programs Due to COVID-19



During the current quarter, 4 programs closed, 5 programs enrolled, 2 programs were placed on OCCL enforcement action, and one program was removed from OCCL enforcement action. Most L/FCC programs have opened back up since the COVID-19 state of emergency and 60 center-based programs still remain closed or are open virtually only.