



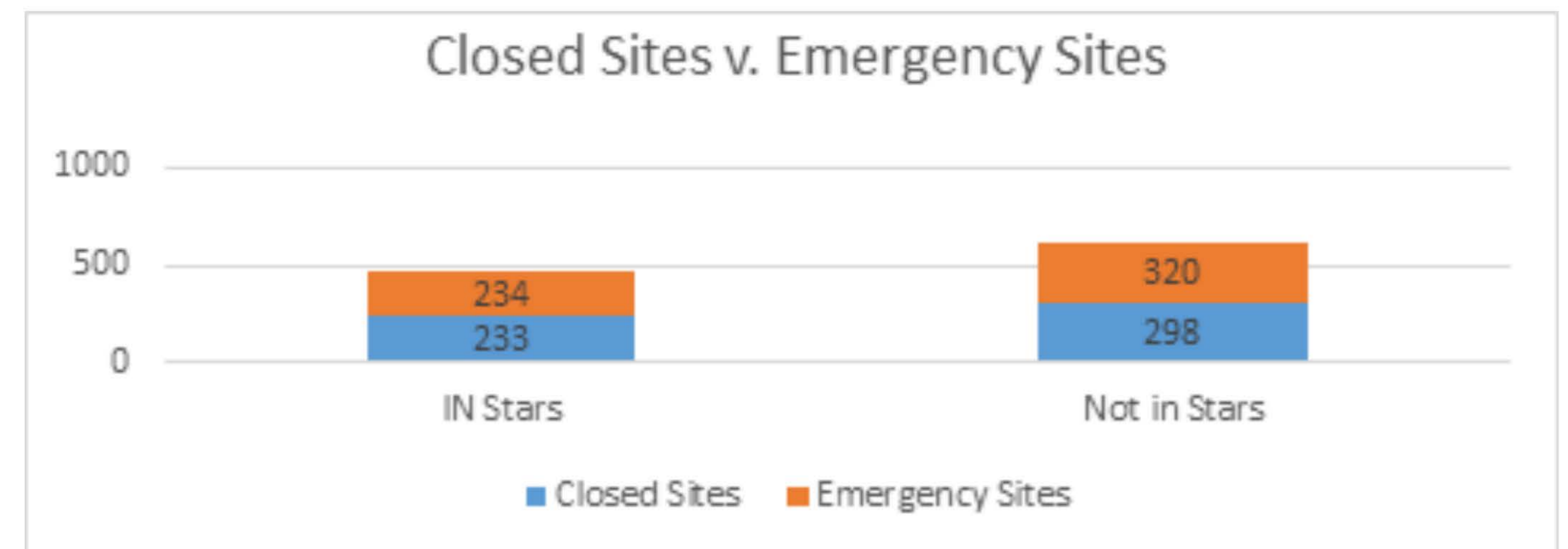
# Research Snapshots:

## Impact of COVID-19 on Delaware's Licensed Programs

Following is a look at Delaware's licensed early care and education programs in response to COVID-19.

### Overall State Highlights

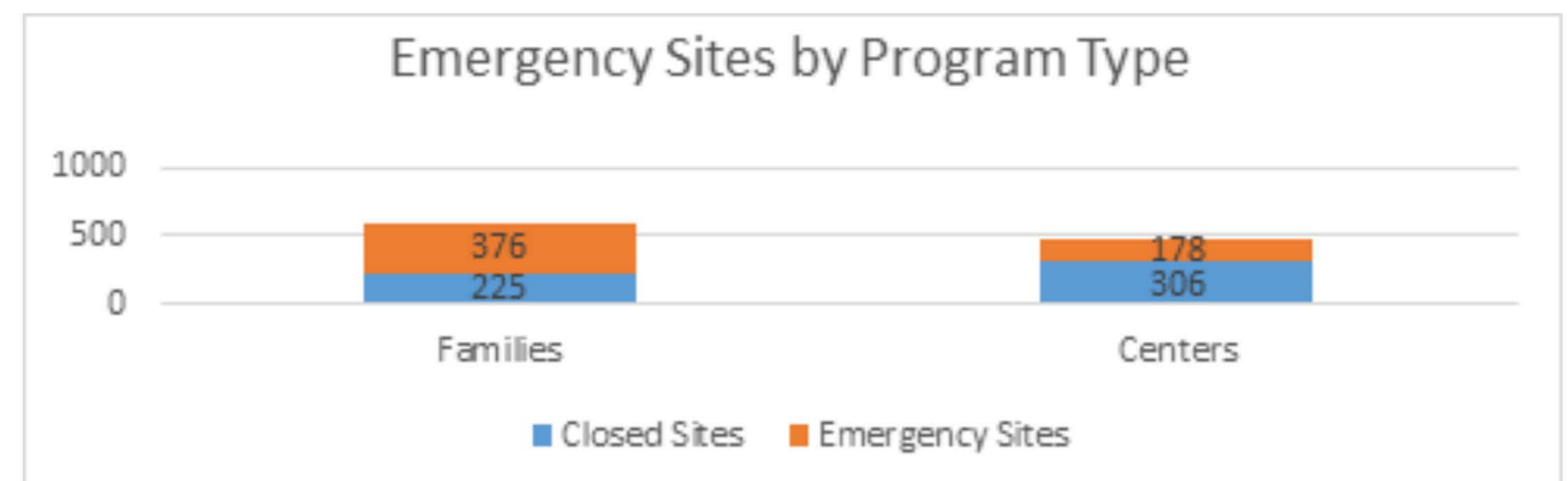
- Data prior to the impact of COVID-19 indicated there were 1085 licensed programs and 467 Stars programs statewide.
- Data from the second week of April, several weeks into the COVID-19 state of emergency showed a 50% decline in programs. All programs that remain open serve as emergency sites with limited enrollment.



*As programs remain temporarily closed during this time, it is important to think about the reasons why they closed and whether they will plan to re-open at a later time. Answers to these questions will be useful for providing effective assistance.*

### Program Type Highlights

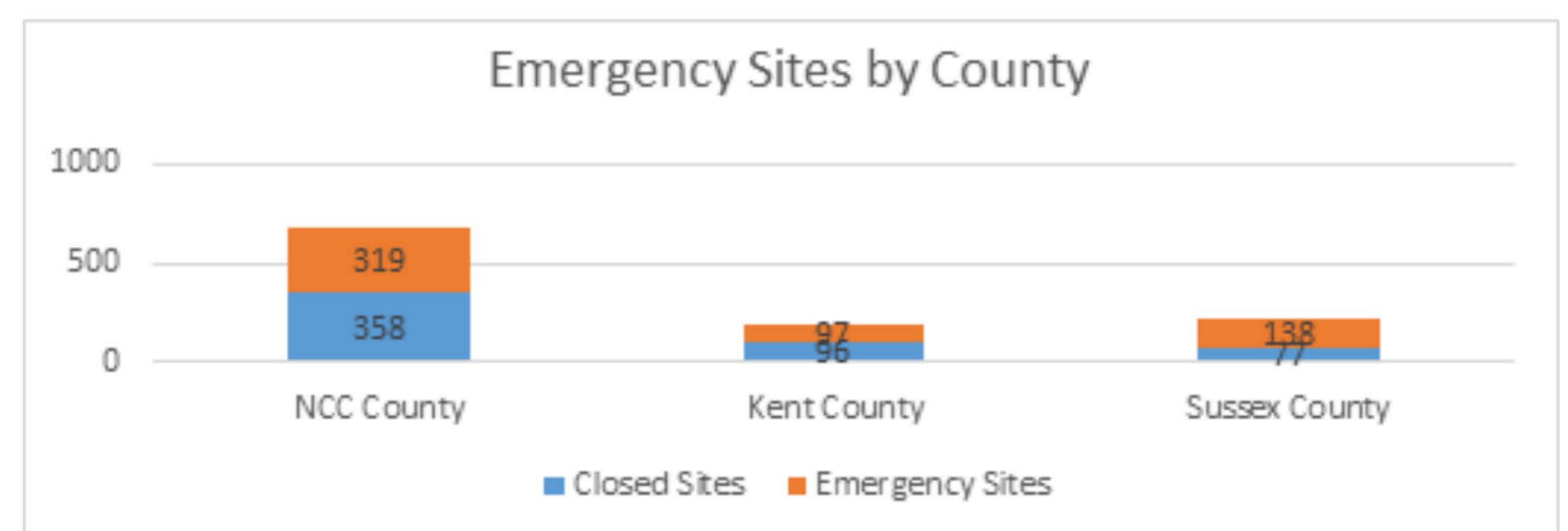
- Data prior to the impact of COVID-19 showed that there were 601 family child care programs and 484 center-based programs statewide.
- Several weeks into the state of emergency, data showed that 37% of family-based programs and 63% of center-based programs temporarily closed.



*Family Child Care programs remained open at a much higher rate than center-based programs. It will be useful to explore why this was the case from the perspectives of programs and families, to be better prepared for future circumstances.*

### County-Level Highlights

- 53% of sites in New Castle County closed; 50% of sites in Kent County closed; and 36% of sites in Sussex County closed.



*Moving forward, it will be useful to explore if the percentages of Stars programs that closed in each county are proportional to the statewide percentages. It will also be beneficial to explore the actual enrollment per county.*